



District Report Card: 2017


State: Tamil Nadu	District: Viluppuram
Class: 5	Subject: Language
Schools: 60	Students: 1161


Participation/Coverage


Students

GENDER 	Boys		Girls	
	Number	%	Number	%
	554	47.72	607	52.28

AREA 	Rural		Urban	
	Number	%	Number	%
	1056	90.96	105	9.04

CATEGORY 	SC		ST		OBC		GEN	
	Number	%	Number	%	Number	%	Number	%
	498	42.89	37	3.19	551	47.46	75	6.46

CWSN 	LD	VI	HI	S&LD	ID	Oth
	0	1	0	0	0	1

Management 	Government		Government-aided	
	Number	%	Number	%
	961	82.77	200	17.23

Average Performance of Students in Language (%)

Overall	Gender		Area		Management		Social Group			
	Male	Female	Rural	Urban	Govt.	Aided	SC	ST	OBC	GEN
61.11	59.43	62.65	61.82	53.97	61.39	59.80	62.86	58.92	59.75	60.62

Performance on Learning Outcomes (LOs)

Learning Outcomes	Description	Average Performance(%)
L504	Reads and comprehends independently storybooks, news items/ headlines, advertisements etc.	60.69
L508	Reads text with comprehension, locates details and sequence of events	61.33

Range of Performance of Students who Answered Correctly							
Below 30%		30% - 50%		50% - 75%		Above 75%	
Number	%	Number	%	Number	%	Number	%
140	12.06	228	19.64	450	38.76	343	29.54

Lowest Performing Learning Outcomes (LOs)

- 1 - Reads and comprehends independently storybooks, news items/ headlines, advertisements etc. (60.69)
- 2 - Reads text with comprehension, locates details and sequence of events (61.33)